



Usr: financieros02  
Rep: rptEstadoPresupuestoEgresos\_FF

Instituto Tecnológico Superior de Tepeaca  
Estado de Puebla

Estado del Ejercicio del Presupuesto de Egresos por Fuente de Financiamiento Al 31/mar/2025

Fecha y hora de Impresión | 05/abr/2025  
11:27 a.m.

Unidad Administrativa	Objeto del Gasto	Aprobado	Ampliaciones / (Reducciones)	Presupuesto Vigente	Comprometido	Presupuesto Disponible para Comprometer	Devengado	Comprometid o No Devengado	Presupuesto Sin Devengar	Ejercido	Pagado	Cuentas por Pagar Deuda
<b>013 Ingresos Propios 2024</b>												
3000	SERVICIOS GENERALES	\$0.00	\$64,139.00	\$64,139.00	\$24,061.39	\$40,077.61	\$24,061.39	\$0.00	\$40,077.61	\$24,061.39	\$24,061.39	\$0.00
3700	SERVICIOS DE TRASLADOS Y VIÁTICOS	\$0.00	\$58,271.00	\$58,271.00	\$22,975.39	\$35,295.61	\$22,975.39	\$0.00	\$35,295.61	\$22,975.39	\$22,975.39	\$0.00
3720	Pasajes terrestres	\$0.00	\$5,059.00	\$5,059.00	\$788.00	\$4,271.00	\$788.00	\$0.00	\$4,271.00	\$788.00	\$788.00	\$0.00
3721	Pasajes terrestres nacionales	\$0.00	\$5,059.00	\$5,059.00	\$788.00	\$4,271.00	\$788.00	\$0.00	\$4,271.00	\$788.00	\$788.00	\$0.00
3750	Viáticos en el país	\$0.00	\$50,352.00	\$50,352.00	\$19,327.39	\$31,024.61	\$19,327.39	\$0.00	\$31,024.61	\$19,327.39	\$19,327.39	\$0.00
3751	Viáticos en el país	\$0.00	\$50,352.00	\$50,352.00	\$19,327.39	\$31,024.61	\$19,327.39	\$0.00	\$31,024.61	\$19,327.39	\$19,327.39	\$0.00
3790	Otros servicios de traslado y hospedaje	\$0.00	\$2,860.00	\$2,860.00	\$2,860.00	\$0.00	\$2,860.00	\$0.00	\$0.00	\$2,860.00	\$2,860.00	\$0.00
3791	Otros servicios de traslado y hospedaje	\$0.00	\$2,860.00	\$2,860.00	\$2,860.00	\$0.00	\$2,860.00	\$0.00	\$0.00	\$2,860.00	\$2,860.00	\$0.00
3900	OTROS SERVICIOS GENERALES	\$0.00	\$5,868.00	\$5,868.00	\$1,086.00	\$4,782.00	\$1,086.00	\$0.00	\$4,782.00	\$1,086.00	\$1,086.00	\$0.00
3920	Impuestos y derechos	\$0.00	\$5,868.00	\$5,868.00	\$1,086.00	\$4,782.00	\$1,086.00	\$0.00	\$4,782.00	\$1,086.00	\$1,086.00	\$0.00
3921	Otros impuestos y derechos	\$0.00	\$5,868.00	\$5,868.00	\$1,086.00	\$4,782.00	\$1,086.00	\$0.00	\$4,782.00	\$1,086.00	\$1,086.00	\$0.00
<b>Ingresos Propios 2024</b>		<b>\$0.00</b>	<b>\$64,139.00</b>	<b>\$64,139.00</b>	<b>\$24,061.39</b>	<b>\$40,077.61</b>	<b>\$24,061.39</b>	<b>\$0.00</b>	<b>\$40,077.61</b>	<b>\$24,061.39</b>	<b>\$24,061.39</b>	<b>\$0.00</b>
<b>014 Ingresos Propios 2025</b>												
2000	MATERIALES Y SUMINISTROS	\$483,000.00	-\$56,120.80	\$426,879.20	\$0.00	\$426,879.20	\$0.00	\$0.00	\$426,879.20	\$0.00	\$0.00	\$0.00
2100	MATERIALES DE ADMINISTRACIÓN, EMISIÓN DE DOC	\$226,000.00	-\$109,640.80	\$116,359.20	\$0.00	\$116,359.20	\$0.00	\$0.00	\$116,359.20	\$0.00	\$0.00	\$0.00
2110	Materiales, útiles y equipos menores de oficina	\$110,000.00	\$0.00	\$110,000.00	\$0.00	\$110,000.00	\$0.00	\$0.00	\$110,000.00	\$0.00	\$0.00	\$0.00
2111	Materiales, útiles y equipos menores de oficina	\$110,000.00	\$0.00	\$110,000.00	\$0.00	\$110,000.00	\$0.00	\$0.00	\$110,000.00	\$0.00	\$0.00	\$0.00
2140	Materiales, útiles y equipos menores de tecnologías de la	\$10,000.00	-\$3,640.80	\$6,359.20	\$0.00	\$6,359.20	\$0.00	\$0.00	\$6,359.20	\$0.00	\$0.00	\$0.00
2141	Materiales, útiles y equipos menores de tecnologías de la	\$10,000.00	-\$3,640.80	\$6,359.20	\$0.00	\$6,359.20	\$0.00	\$0.00	\$6,359.20	\$0.00	\$0.00	\$0.00
2160	Material de limpieza	\$106,000.00	-\$106,000.00	\$0.00	\$0.00	\$0.00	\$0.00	\$0.00	\$0.00	\$0.00	\$0.00	\$0.00
2161	Material de limpieza	\$106,000.00	-\$106,000.00	\$0.00	\$0.00	\$0.00	\$0.00	\$0.00	\$0.00	\$0.00	\$0.00	\$0.00
2200	ALIMENTOS Y UTENSILIOS	\$30,000.00	\$0.00	\$30,000.00	\$0.00	\$30,000.00	\$0.00	\$0.00	\$30,000.00	\$0.00	\$0.00	\$0.00
2210	Productos alimenticios para personas	\$30,000.00	\$0.00	\$30,000.00	\$0.00	\$30,000.00	\$0.00	\$0.00	\$30,000.00	\$0.00	\$0.00	\$0.00
2213	Productos alimenticios para el personal en las instalacion	\$30,000.00	\$0.00	\$30,000.00	\$0.00	\$30,000.00	\$0.00	\$0.00	\$30,000.00	\$0.00	\$0.00	\$0.00
2300	MATERIAS PRIMAS Y MATERIALES DE PRODUCCIÓN	\$12,000.00	\$0.00	\$12,000.00	\$0.00	\$12,000.00	\$0.00	\$0.00	\$12,000.00	\$0.00	\$0.00	\$0.00
2310	Productos alimenticios, agropecuarios y forestales adquir	\$12,000.00	\$0.00	\$12,000.00	\$0.00	\$12,000.00	\$0.00	\$0.00	\$12,000.00	\$0.00	\$0.00	\$0.00
2311	Productos alimenticios, agropecuarios y forestales adquir	\$12,000.00	\$0.00	\$12,000.00	\$0.00	\$12,000.00	\$0.00	\$0.00	\$12,000.00	\$0.00	\$0.00	\$0.00
2400	MATERIALES Y ARTÍCULOS DE CONSTRUCCIÓN Y DE	\$20,000.00	-\$20,000.00	\$0.00	\$0.00	\$0.00	\$0.00	\$0.00	\$0.00	\$0.00	\$0.00	\$0.00





Usr: financieros02  
Rep: rptEstadoPresupuestoEgresos\_FF

Instituto Tecnológico Superior de Tepeaca  
Estado de Puebla

Estado del Ejercicio del Presupuesto de Egresos por Fuente de Financiamiento Al 31/mar/2025

Fecha y hora de Impresión | 05/abr/2025  
11:27 a.m.

Unidad Administrativa	Objeto del Gasto	Aprobado	Ampliaciones / (Reducciones)	Presupuesto Vigente	Comprometido	Presupuesto Disponible para Comprometer	Devengado	Comprometido o No Devengado	Presupuesto Sin Devengar	Ejercido	Pagado	Cuentas por Pagar Deuda
2460	Material eléctrico y electrónico	\$20,000.00	-\$20,000.00	\$0.00	\$0.00	\$0.00	\$0.00	\$0.00	\$0.00	\$0.00	\$0.00	\$0.00
2461	Material eléctrico y electrónico	\$20,000.00	-\$20,000.00	\$0.00	\$0.00	\$0.00	\$0.00	\$0.00	\$0.00	\$0.00	\$0.00	\$0.00
2500	<b>PRODUCTOS QUÍMICOS, FARMACÉUTICOS Y DE LAB</b>	<b>\$30,000.00</b>	<b>-\$10,000.00</b>	<b>\$20,000.00</b>	<b>\$0.00</b>	<b>\$20,000.00</b>	<b>\$0.00</b>	<b>\$0.00</b>	<b>\$20,000.00</b>	<b>\$0.00</b>	<b>\$0.00</b>	<b>\$0.00</b>
2510	Productos químicos básicos	\$10,000.00	-\$10,000.00	\$0.00	\$0.00	\$0.00	\$0.00	\$0.00	\$0.00	\$0.00	\$0.00	\$0.00
2511	Productos químicos básicos	\$10,000.00	-\$10,000.00	\$0.00	\$0.00	\$0.00	\$0.00	\$0.00	\$0.00	\$0.00	\$0.00	\$0.00
2530	Medicinas y productos farmacéuticos	\$20,000.00	\$0.00	\$20,000.00	\$0.00	\$20,000.00	\$0.00	\$0.00	\$20,000.00	\$0.00	\$0.00	\$0.00
2531	Medicinas y productos farmacéuticos	\$20,000.00	\$0.00	\$20,000.00	\$0.00	\$20,000.00	\$0.00	\$0.00	\$20,000.00	\$0.00	\$0.00	\$0.00
2700	<b>VESTUARIO, BLANCOS, PRENDAS DE PROTECCIÓN Y</b>	<b>\$0.00</b>	<b>\$83,520.00</b>	<b>\$83,520.00</b>	<b>\$0.00</b>	<b>\$83,520.00</b>	<b>\$0.00</b>	<b>\$0.00</b>	<b>\$83,520.00</b>	<b>\$0.00</b>	<b>\$0.00</b>	<b>\$0.00</b>
2710	Vestuario y uniformes	\$0.00	\$83,520.00	\$83,520.00	\$0.00	\$83,520.00	\$0.00	\$0.00	\$83,520.00	\$0.00	\$0.00	\$0.00
2711	Vestuario y uniformes	\$0.00	\$83,520.00	\$83,520.00	\$0.00	\$83,520.00	\$0.00	\$0.00	\$83,520.00	\$0.00	\$0.00	\$0.00
2900	<b>HERRAMIENTAS, REFACCIONES Y ACCESORIOS MEN</b>	<b>\$165,000.00</b>	<b>\$0.00</b>	<b>\$165,000.00</b>	<b>\$0.00</b>	<b>\$165,000.00</b>	<b>\$0.00</b>	<b>\$0.00</b>	<b>\$165,000.00</b>	<b>\$0.00</b>	<b>\$0.00</b>	<b>\$0.00</b>
2960	Refacciones y accesorios menores de equipo de transpor	\$165,000.00	\$0.00	\$165,000.00	\$0.00	\$165,000.00	\$0.00	\$0.00	\$165,000.00	\$0.00	\$0.00	\$0.00
2961	Refacciones y accesorios menores de equipo de transpor	\$165,000.00	\$0.00	\$165,000.00	\$0.00	\$165,000.00	\$0.00	\$0.00	\$165,000.00	\$0.00	\$0.00	\$0.00
<b>3000</b>	<b>SERVICIOS GENERALES</b>	<b>\$842,000.00</b>	<b>\$56,120.80</b>	<b>\$898,120.80</b>	<b>\$158,438.60</b>	<b>\$739,682.20</b>	<b>\$102,324.76</b>	<b>\$56,113.84</b>	<b>\$795,796.04</b>	<b>\$102,324.76</b>	<b>\$102,324.76</b>	<b>\$0.00</b>
3100	<b>SERVICIOS BÁSICOS</b>	<b>\$64,680.00</b>	<b>\$0.00</b>	<b>\$64,680.00</b>	<b>\$0.00</b>	<b>\$64,680.00</b>	<b>\$0.00</b>	<b>\$0.00</b>	<b>\$64,680.00</b>	<b>\$0.00</b>	<b>\$0.00</b>	<b>\$0.00</b>
3170	Servicios de acceso de Internet, redes y procesamiento d	\$64,680.00	\$0.00	\$64,680.00	\$0.00	\$64,680.00	\$0.00	\$0.00	\$64,680.00	\$0.00	\$0.00	\$0.00
3171	Servicios de acceso de internet	\$64,680.00	\$0.00	\$64,680.00	\$0.00	\$64,680.00	\$0.00	\$0.00	\$64,680.00	\$0.00	\$0.00	\$0.00
3300	<b>SERVICIOS PROFESIONALES, CIENTÍFICOS, TÉCNICO</b>	<b>\$370,175.00</b>	<b>\$56,120.80</b>	<b>\$426,295.80</b>	<b>\$152,953.84</b>	<b>\$273,341.96</b>	<b>\$96,840.00</b>	<b>\$56,113.84</b>	<b>\$329,455.80</b>	<b>\$96,840.00</b>	<b>\$96,840.00</b>	<b>\$0.00</b>
3360	Servicios de apoyo administrativo, traducción, fotocopiad	\$10,000.00	\$56,120.80	\$66,120.80	\$56,113.84	\$10,006.96	\$0.00	\$56,113.84	\$66,120.80	\$0.00	\$0.00	\$0.00
3364	Servicios de impresión de material informativo derivado d	\$10,000.00	\$56,120.80	\$66,120.80	\$56,113.84	\$10,006.96	\$0.00	\$56,113.84	\$66,120.80	\$0.00	\$0.00	\$0.00
3390	Servicios profesionales, científicos y técnicos integrales	\$360,175.00	\$0.00	\$360,175.00	\$96,840.00	\$263,335.00	\$96,840.00	\$0.00	\$263,335.00	\$96,840.00	\$96,840.00	\$0.00
3391	Servicios profesionales, científicos y técnicos integrales	\$360,175.00	\$0.00	\$360,175.00	\$96,840.00	\$263,335.00	\$96,840.00	\$0.00	\$263,335.00	\$96,840.00	\$96,840.00	\$0.00
3400	<b>SERVICIOS FINANCIEROS, BANCARIOS Y COMERCIA</b>	<b>\$15,000.00</b>	<b>\$0.00</b>	<b>\$15,000.00</b>	<b>\$5,291.76</b>	<b>\$9,708.24</b>	<b>\$5,291.76</b>	<b>\$0.00</b>	<b>\$9,708.24</b>	<b>\$5,291.76</b>	<b>\$5,291.76</b>	<b>\$0.00</b>
3410	Servicios financieros y bancarios	\$15,000.00	\$0.00	\$15,000.00	\$5,291.76	\$9,708.24	\$5,291.76	\$0.00	\$9,708.24	\$5,291.76	\$5,291.76	\$0.00
3411	Servicios financieros y bancarios	\$15,000.00	\$0.00	\$15,000.00	\$5,291.76	\$9,708.24	\$5,291.76	\$0.00	\$9,708.24	\$5,291.76	\$5,291.76	\$0.00
3500	<b>SERVICIOS DE INSTALACIÓN, REPARACIÓN, MANTEN</b>	<b>\$77,400.00</b>	<b>\$0.00</b>	<b>\$77,400.00</b>	<b>\$0.00</b>	<b>\$77,400.00</b>	<b>\$0.00</b>	<b>\$0.00</b>	<b>\$77,400.00</b>	<b>\$0.00</b>	<b>\$0.00</b>	<b>\$0.00</b>
3510	Conservación y mantenimiento menor de inmuebles	\$30,000.00	\$0.00	\$30,000.00	\$0.00	\$30,000.00	\$0.00	\$0.00	\$30,000.00	\$0.00	\$0.00	\$0.00
3512	Mantenimiento y conservación menor de inmuebles para	\$30,000.00	\$0.00	\$30,000.00	\$0.00	\$30,000.00	\$0.00	\$0.00	\$30,000.00	\$0.00	\$0.00	\$0.00
3520	Instalación, reparación y mantenimiento de mobiliario y e	\$15,000.00	\$0.00	\$15,000.00	\$0.00	\$15,000.00	\$0.00	\$0.00	\$15,000.00	\$0.00	\$0.00	\$0.00
3521	Mantenimiento y conservación de mobiliario y equipo de :	\$15,000.00	\$0.00	\$15,000.00	\$0.00	\$15,000.00	\$0.00	\$0.00	\$15,000.00	\$0.00	\$0.00	\$0.00
3580	Servicios de limpieza y manejo de desechos	\$15,000.00	\$0.00	\$15,000.00	\$0.00	\$15,000.00	\$0.00	\$0.00	\$15,000.00	\$0.00	\$0.00	\$0.00



GOBIERNO DEL ESTADO  
DE PUEBLA  
INSTITUTO TECNOLÓGICO  
SUPERIOR DE TEPEACA






Usr: financieros02  
Rep: rptEstadoPresupuestoEgresos\_FF

Instituto Tecnológico Superior de Tepeaca  
Estado de Puebla

Estado del Ejercicio del Presupuesto de Egresos por Fuente de Financiamiento Al 31/mar/2025

Fecha y hora de Impresión | 05/abr/2025 11:27 a.m.

Objeto del Gasto	Unidad Administrativa	Aprobado	Ampliaciones / (Reducciones)	Presupuesto Vigente	Comprometido	Presupuesto Disponible para Comprometer	Devengado	Comprometido o No Devengado	Presupuesto Sin Devengar	Ejercido	Pagado	Cuentas por Pagar Deuda
3581	Servicios de limpieza y manejo de desechos	\$15,000.00	\$0.00	\$15,000.00	\$0.00	\$15,000.00	\$0.00	\$0.00	\$15,000.00	\$0.00	\$0.00	\$0.00
3590	Servicios de jardinería y fumigación	\$17,400.00	\$0.00	\$17,400.00	\$0.00	\$17,400.00	\$0.00	\$0.00	\$17,400.00	\$0.00	\$0.00	\$0.00
3591	Servicios de jardinería y fumigación	\$17,400.00	\$0.00	\$17,400.00	\$0.00	\$17,400.00	\$0.00	\$0.00	\$17,400.00	\$0.00	\$0.00	\$0.00
3600	<b>SERVICIOS DE COMUNICACIÓN SOCIAL Y PUBLICIDAD</b>	<b>\$56,736.44</b>	<b>\$0.00</b>	<b>\$56,736.44</b>	<b>\$0.00</b>	<b>\$56,736.44</b>	<b>\$0.00</b>	<b>\$0.00</b>	<b>\$56,736.44</b>	<b>\$0.00</b>	<b>\$0.00</b>	<b>\$0.00</b>
3620	Difusión por radio, televisión y otros medios de mensajes	\$56,736.44	\$0.00	\$56,736.44	\$0.00	\$56,736.44	\$0.00	\$0.00	\$56,736.44	\$0.00	\$0.00	\$0.00
3621	Difusión por radio, televisión y otros medios de mensajes	\$56,736.44	\$0.00	\$56,736.44	\$0.00	\$56,736.44	\$0.00	\$0.00	\$56,736.44	\$0.00	\$0.00	\$0.00
3700	<b>SERVICIOS DE TRASLADOS Y VIÁTICOS</b>	<b>\$105,000.00</b>	<b>\$0.00</b>	<b>\$105,000.00</b>	<b>\$193.00</b>	<b>\$104,807.00</b>	<b>\$193.00</b>	<b>\$0.00</b>	<b>\$104,807.00</b>	<b>\$193.00</b>	<b>\$193.00</b>	<b>\$0.00</b>
3720	Pasajes terrestres	\$12,000.00	\$0.00	\$12,000.00	\$0.00	\$12,000.00	\$0.00	\$0.00	\$12,000.00	\$0.00	\$0.00	\$0.00
3721	Pasajes terrestres nacionales	\$12,000.00	\$0.00	\$12,000.00	\$0.00	\$12,000.00	\$0.00	\$0.00	\$12,000.00	\$0.00	\$0.00	\$0.00
3750	Viáticos en el país	\$90,000.00	\$0.00	\$90,000.00	\$193.00	\$89,807.00	\$193.00	\$0.00	\$89,807.00	\$193.00	\$193.00	\$0.00
3751	Viáticos en el país	\$90,000.00	\$0.00	\$90,000.00	\$193.00	\$89,807.00	\$193.00	\$0.00	\$89,807.00	\$193.00	\$193.00	\$0.00
3790	Otros servicios de traslado y hospedaje	\$3,000.00	\$0.00	\$3,000.00	\$0.00	\$3,000.00	\$0.00	\$0.00	\$3,000.00	\$0.00	\$0.00	\$0.00
3791	Otros servicios de traslado y hospedaje	\$3,000.00	\$0.00	\$3,000.00	\$0.00	\$3,000.00	\$0.00	\$0.00	\$3,000.00	\$0.00	\$0.00	\$0.00
3800	<b>SERVICIOS OFICIALES</b>	<b>\$25,000.00</b>	<b>\$0.00</b>	<b>\$25,000.00</b>	<b>\$0.00</b>	<b>\$25,000.00</b>	<b>\$0.00</b>	<b>\$0.00</b>	<b>\$25,000.00</b>	<b>\$0.00</b>	<b>\$0.00</b>	<b>\$0.00</b>
3820	Gastos de orden social y cultural	\$25,000.00	\$0.00	\$25,000.00	\$0.00	\$25,000.00	\$0.00	\$0.00	\$25,000.00	\$0.00	\$0.00	\$0.00
3821	Gastos de orden social	\$25,000.00	\$0.00	\$25,000.00	\$0.00	\$25,000.00	\$0.00	\$0.00	\$25,000.00	\$0.00	\$0.00	\$0.00
3900	<b>OTROS SERVICIOS GENERALES</b>	<b>\$128,008.56</b>	<b>\$0.00</b>	<b>\$128,008.56</b>	<b>\$0.00</b>	<b>\$128,008.56</b>	<b>\$0.00</b>	<b>\$0.00</b>	<b>\$128,008.56</b>	<b>\$0.00</b>	<b>\$0.00</b>	<b>\$0.00</b>
3920	Impuestos y derechos	\$20,000.00	\$0.00	\$20,000.00	\$0.00	\$20,000.00	\$0.00	\$0.00	\$20,000.00	\$0.00	\$0.00	\$0.00
3921	Otros impuestos y derechos	\$20,000.00	\$0.00	\$20,000.00	\$0.00	\$20,000.00	\$0.00	\$0.00	\$20,000.00	\$0.00	\$0.00	\$0.00
3980	Impuesto sobre nóminas y otros que se deriven de una re	\$0.00	\$35,022.74	\$35,022.74	\$0.00	\$35,022.74	\$0.00	\$0.00	\$35,022.74	\$0.00	\$0.00	\$0.00
3981	Impuesto sobre nóminas y otros que se deriven de una re	\$0.00	\$35,022.74	\$35,022.74	\$0.00	\$35,022.74	\$0.00	\$0.00	\$35,022.74	\$0.00	\$0.00	\$0.00
3990	Otros servicios generales	\$108,008.56	-\$35,022.74	\$72,985.82	\$0.00	\$72,985.82	\$0.00	\$0.00	\$72,985.82	\$0.00	\$0.00	\$0.00
3993	Otros servicios generales	\$108,008.56	-\$35,022.74	\$72,985.82	\$0.00	\$72,985.82	\$0.00	\$0.00	\$72,985.82	\$0.00	\$0.00	\$0.00
4000	<b>TRANSFERENCIAS, ASIGNACIONES, SUBSIDIO</b>	<b>\$75,000.00</b>	<b>\$0.00</b>	<b>\$75,000.00</b>	<b>\$0.00</b>	<b>\$75,000.00</b>	<b>\$0.00</b>	<b>\$0.00</b>	<b>\$75,000.00</b>	<b>\$0.00</b>	<b>\$0.00</b>	<b>\$0.00</b>
4400	<b>AYUDAS SOCIALES</b>	<b>\$75,000.00</b>	<b>\$0.00</b>	<b>\$75,000.00</b>	<b>\$0.00</b>	<b>\$75,000.00</b>	<b>\$0.00</b>	<b>\$0.00</b>	<b>\$75,000.00</b>	<b>\$0.00</b>	<b>\$0.00</b>	<b>\$0.00</b>
4410	Ayudas sociales a personas	\$75,000.00	\$0.00	\$75,000.00	\$0.00	\$75,000.00	\$0.00	\$0.00	\$75,000.00	\$0.00	\$0.00	\$0.00
4417	Ayudas en materia de formación educativa y cultural	\$75,000.00	\$0.00	\$75,000.00	\$0.00	\$75,000.00	\$0.00	\$0.00	\$75,000.00	\$0.00	\$0.00	\$0.00
<b>Ingresos Propios 2025</b>		<b>\$1,400,000.00</b>	<b>\$0.00</b>	<b>\$1,400,000.00</b>	<b>\$158,438.60</b>	<b>\$1,241,561.40</b>	<b>\$102,324.76</b>	<b>\$56,113.84</b>	<b>\$1,297,675.24</b>	<b>\$102,324.76</b>	<b>\$102,324.76</b>	<b>\$0.00</b>
<b>025 Federal 2025</b>												
1000	<b>SERVICIOS PERSONALES</b>	<b>\$23,899,754.00</b>	<b>\$0.00</b>	<b>\$23,899,754.00</b>	<b>\$2,655,823.11</b>	<b>\$21,243,930.89</b>	<b>\$2,655,823.11</b>	<b>\$0.00</b>	<b>\$21,243,930.89</b>	<b>\$2,655,823.11</b>	<b>\$2,619,241.82</b>	<b>\$36,581.29</b>






Usr: financieros02  
Rep: rptEstadoPresupuestoEgresos\_FF

**Instituto Tecnológico Superior de Tepeaca**  
Estado de Puebla

Estado del Ejercicio del Presupuesto de Egresos por Fuente de Financiamiento Al 31/mar/2025

Fecha y hora de Impresión | 05/abr/2025 11:27 a.m.

Objeto del Gasto	Unidad Administrativa	Aprobado	Ampliaciones / (Reducciones)	Presupuesto Vigente	Comprometido	Presupuesto Disponible para Comprometer	Devengado	Comprometido o No Devengado	Presupuesto Sin Devengar	Ejercido	Pagado	Cuentas por Pagar Deuda
1100	REMUNERACIONES AL PERSONAL DE CARÁCTER PE	\$13,712,499.26	\$0.00	\$13,712,499.26	\$1,829,152.41	\$11,883,346.85	\$1,829,152.41	\$0.00	\$11,883,346.85	\$1,829,152.41	\$1,829,152.41	\$0.00
1130	Sueldos base al personal permanente	\$13,712,499.26	\$0.00	\$13,712,499.26	\$1,829,152.41	\$11,883,346.85	\$1,829,152.41	\$0.00	\$11,883,346.85	\$1,829,152.41	\$1,829,152.41	\$0.00
1132	Sueldo base al personal de confianza	\$13,712,499.26	\$0.00	\$13,712,499.26	\$1,829,152.41	\$11,883,346.85	\$1,829,152.41	\$0.00	\$11,883,346.85	\$1,829,152.41	\$1,829,152.41	\$0.00
1300	REMUNERACIONES ADICIONALES Y ESPECIALES	\$4,896,347.25	\$0.00	\$4,896,347.25	\$145,914.26	\$4,750,432.99	\$145,914.26	\$0.00	\$4,750,432.99	\$145,914.26	\$145,914.26	\$0.00
1310	Primas por años de servicios efectivos prestados	\$2,266,188.00	\$0.00	\$2,266,188.00	\$113,941.93	\$2,152,246.07	\$113,941.93	\$0.00	\$2,152,246.07	\$113,941.93	\$113,941.93	\$0.00
1311	Prima quinquenal por años de servicios efectivos prestad	\$0.00	\$113,941.93	\$113,941.93	\$113,941.93	\$0.00	\$113,941.93	\$0.00	\$0.00	\$113,941.93	\$113,941.93	\$0.00
1312	Prima de antigüedad	\$2,266,188.00	-\$113,941.93	\$2,152,246.07	\$0.00	\$2,152,246.07	\$0.00	\$0.00	\$2,152,246.07	\$0.00	\$0.00	\$0.00
1320	Primas de vacaciones, dominical y gratificación de fin de	\$2,404,383.15	\$0.00	\$2,404,383.15	\$0.00	\$2,404,383.15	\$0.00	\$0.00	\$2,404,383.15	\$0.00	\$0.00	\$0.00
1321	Primas de vacaciones y dominical	\$901,643.68	\$0.00	\$901,643.68	\$0.00	\$901,643.68	\$0.00	\$0.00	\$901,643.68	\$0.00	\$0.00	\$0.00
1322	Aguinaldo o gratificación de fin de año	\$1,502,739.47	\$0.00	\$1,502,739.47	\$0.00	\$1,502,739.47	\$0.00	\$0.00	\$1,502,739.47	\$0.00	\$0.00	\$0.00
1340	Compensaciones	\$225,776.10	\$0.00	\$225,776.10	\$31,972.33	\$193,803.77	\$31,972.33	\$0.00	\$193,803.77	\$31,972.33	\$31,972.33	\$0.00
1343	Compensación por adquisición de material didáctico	\$225,776.10	\$0.00	\$225,776.10	\$31,972.33	\$193,803.77	\$31,972.33	\$0.00	\$193,803.77	\$31,972.33	\$31,972.33	\$0.00
1400	SEGURIDAD SOCIAL	\$3,060,400.39	\$270,493.00	\$3,330,893.39	\$546,958.55	\$2,783,934.84	\$546,958.55	\$0.00	\$2,783,934.84	\$546,958.55	\$510,377.26	\$36,581.29
1410	Aportaciones de seguridad social	\$3,060,400.39	\$0.00	\$3,060,400.39	\$510,377.26	\$2,550,023.13	\$510,377.26	\$0.00	\$2,550,023.13	\$510,377.26	\$510,377.26	\$0.00
1411	Aportaciones al Instituto de Seguridad y Servicios Sociale	\$3,060,400.39	\$0.00	\$3,060,400.39	\$510,377.26	\$2,550,023.13	\$510,377.26	\$0.00	\$2,550,023.13	\$510,377.26	\$510,377.26	\$0.00
1430	Aportaciones al sistema para el retiro	\$0.00	\$270,493.00	\$270,493.00	\$36,581.29	\$233,911.71	\$36,581.29	\$0.00	\$233,911.71	\$36,581.29	\$0.00	\$36,581.29
1431	Aportaciones al sistema de ahorro para el retiro	\$0.00	\$270,493.00	\$270,493.00	\$36,581.29	\$233,911.71	\$36,581.29	\$0.00	\$233,911.71	\$36,581.29	\$0.00	\$36,581.29
1500	OTRAS PRESTACIONES SOCIALES Y ECONÓMICAS	\$1,106,573.10	\$0.00	\$1,106,573.10	\$133,797.89	\$972,775.21	\$133,797.89	\$0.00	\$972,775.21	\$133,797.89	\$133,797.89	\$0.00
1540	Prestaciones contractuales	\$932,636.10	\$0.00	\$932,636.10	\$133,797.89	\$798,838.21	\$133,797.89	\$0.00	\$798,838.21	\$133,797.89	\$133,797.89	\$0.00
1543	Prestaciones establecidas por condiciones generales de l	\$932,636.10	\$0.00	\$932,636.10	\$133,797.89	\$798,838.21	\$133,797.89	\$0.00	\$798,838.21	\$133,797.89	\$133,797.89	\$0.00
1590	Otras prestaciones sociales y económicas	\$173,937.00	\$0.00	\$173,937.00	\$0.00	\$173,937.00	\$0.00	\$0.00	\$173,937.00	\$0.00	\$0.00	\$0.00
1593	Otras prestaciones	\$173,937.00	\$0.00	\$173,937.00	\$0.00	\$173,937.00	\$0.00	\$0.00	\$173,937.00	\$0.00	\$0.00	\$0.00
1600	PREVISIONES	\$1,123,934.00	-\$270,493.00	\$853,441.00	\$0.00	\$853,441.00	\$0.00	\$0.00	\$853,441.00	\$0.00	\$0.00	\$0.00
1610	Previsiones de carácter laboral, económica y de segurida	\$1,123,934.00	-\$270,493.00	\$853,441.00	\$0.00	\$853,441.00	\$0.00	\$0.00	\$853,441.00	\$0.00	\$0.00	\$0.00
1613	Otras medidas de carácter laboral y económico	\$1,123,934.00	-\$270,493.00	\$853,441.00	\$0.00	\$853,441.00	\$0.00	\$0.00	\$853,441.00	\$0.00	\$0.00	\$0.00
2000	MATERIALES Y SUMINISTROS	\$15,000.00	\$82,901.74	\$97,901.74	\$82,901.74	\$15,000.00	\$82,901.74	\$0.00	\$15,000.00	\$82,901.74	\$82,901.74	\$0.00
2100	MATERIALES DE ADMINISTRACIÓN, EMISIÓN DE DOC	\$0.00	\$11,789.20	\$11,789.20	\$11,789.20	\$0.00	\$11,789.20	\$0.00	\$0.00	\$11,789.20	\$11,789.20	\$0.00
2110	Materiales, útiles y equipos menores de oficina	\$0.00	\$1,906.00	\$1,906.00	\$1,906.00	\$0.00	\$1,906.00	\$0.00	\$0.00	\$1,906.00	\$1,906.00	\$0.00
2111	Materiales, útiles y equipos menores de oficina	\$0.00	\$1,906.00	\$1,906.00	\$1,906.00	\$0.00	\$1,906.00	\$0.00	\$0.00	\$1,906.00	\$1,906.00	\$0.00
2170	Materiales y útiles de enseñanza	\$0.00	\$9,883.20	\$9,883.20	\$9,883.20	\$0.00	\$9,883.20	\$0.00	\$0.00	\$9,883.20	\$9,883.20	\$0.00
2171	Materiales y útiles de enseñanza	\$0.00	\$9,883.20	\$9,883.20	\$9,883.20	\$0.00	\$9,883.20	\$0.00	\$0.00	\$9,883.20	\$9,883.20	\$0.00







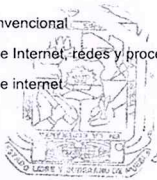
Usr: financieros02  
Rep: rptEstadoPresupuestoEgresos\_FF

Instituto Tecnológico Superior de Tepeaca  
Estado de Puebla

Estado del Ejercicio del Presupuesto de Egresos por Fuente de Financiamiento Al 31/mar/2025

Fecha y hora de Impresión | 05/abr/2025 | 11:27 a.m.

Objeto del Gasto	Unidad Administrativa	Aprobado	Ampliaciones / (Reducciones)	Presupuesto Vigente	Comprometido	Presupuesto Disponible para Comprometer	Devengado	Comprometido o No Devengado	Presupuesto Sin Devengar	Ejercido	Pagado	Cuentas por Pagar Deuda
2200	ALIMENTOS Y UTENSILIOS	\$0.00	\$14,196.60	\$14,196.60	\$14,196.60	\$0.00	\$14,196.60	\$0.00	\$0.00	\$14,196.60	\$14,196.60	\$0.00
2210	Productos alimenticios para personas	\$0.00	\$6,766.60	\$6,766.60	\$6,766.60	\$0.00	\$6,766.60	\$0.00	\$0.00	\$6,766.60	\$6,766.60	\$0.00
2213	Productos alimenticios para el personal en las instalacion	\$0.00	\$6,766.60	\$6,766.60	\$6,766.60	\$0.00	\$6,766.60	\$0.00	\$0.00	\$6,766.60	\$6,766.60	\$0.00
2230	Utensilios para el servicio de alimentación	\$0.00	\$7,430.00	\$7,430.00	\$7,430.00	\$0.00	\$7,430.00	\$0.00	\$0.00	\$7,430.00	\$7,430.00	\$0.00
2231	Utensilios para el servicio de alimentación	\$0.00	\$7,430.00	\$7,430.00	\$7,430.00	\$0.00	\$7,430.00	\$0.00	\$0.00	\$7,430.00	\$7,430.00	\$0.00
2300	MATERIAS PRIMAS Y MATERIALES DE PRODUCCIÓN	\$0.00	\$47,578.52	\$47,578.52	\$47,578.52	\$0.00	\$47,578.52	\$0.00	\$0.00	\$47,578.52	\$47,578.52	\$0.00
2310	Productos alimenticios, agropecuarios y forestales adquir	\$0.00	\$47,578.52	\$47,578.52	\$47,578.52	\$0.00	\$47,578.52	\$0.00	\$0.00	\$47,578.52	\$47,578.52	\$0.00
2311	Productos alimenticios, agropecuarios y forestales adquir	\$0.00	\$47,578.52	\$47,578.52	\$47,578.52	\$0.00	\$47,578.52	\$0.00	\$0.00	\$47,578.52	\$47,578.52	\$0.00
2400	MATERIALES Y ARTÍCULOS DE CONSTRUCCIÓN Y DE	\$0.00	\$5,277.42	\$5,277.42	\$5,277.42	\$0.00	\$5,277.42	\$0.00	\$0.00	\$5,277.42	\$5,277.42	\$0.00
2460	Material eléctrico y electrónico	\$0.00	\$3,075.74	\$3,075.74	\$3,075.74	\$0.00	\$3,075.74	\$0.00	\$0.00	\$3,075.74	\$3,075.74	\$0.00
2461	Material eléctrico y electrónico	\$0.00	\$3,075.74	\$3,075.74	\$3,075.74	\$0.00	\$3,075.74	\$0.00	\$0.00	\$3,075.74	\$3,075.74	\$0.00
2490	Otros materiales y artículos de construcción y reparación	\$0.00	\$2,201.68	\$2,201.68	\$2,201.68	\$0.00	\$2,201.68	\$0.00	\$0.00	\$2,201.68	\$2,201.68	\$0.00
2491	Otros materiales y artículos de construcción y reparación	\$0.00	\$2,201.68	\$2,201.68	\$2,201.68	\$0.00	\$2,201.68	\$0.00	\$0.00	\$2,201.68	\$2,201.68	\$0.00
2500	PRODUCTOS QUÍMICOS, FARMACÉUTICOS Y DE LAB	\$0.00	\$4,060.00	\$4,060.00	\$4,060.00	\$0.00	\$4,060.00	\$0.00	\$0.00	\$4,060.00	\$4,060.00	\$0.00
2560	Fibras sintéticas, hules, plásticos y derivados	\$0.00	\$4,060.00	\$4,060.00	\$4,060.00	\$0.00	\$4,060.00	\$0.00	\$0.00	\$4,060.00	\$4,060.00	\$0.00
2561	Fibras sintéticas, hules, plásticos y derivados	\$0.00	\$4,060.00	\$4,060.00	\$4,060.00	\$0.00	\$4,060.00	\$0.00	\$0.00	\$4,060.00	\$4,060.00	\$0.00
2600	COMBUSTIBLES, LUBRICANTES Y ADITIVOS	\$15,000.00	\$0.00	\$15,000.00	\$0.00	\$15,000.00	\$0.00	\$0.00	\$15,000.00	\$0.00	\$0.00	\$0.00
2610	Combustibles, lubricantes y aditivos	\$15,000.00	\$0.00	\$15,000.00	\$0.00	\$15,000.00	\$0.00	\$0.00	\$15,000.00	\$0.00	\$0.00	\$0.00
2612	Combustibles, lubricantes y aditivos para vehiculos destir	\$15,000.00	\$0.00	\$15,000.00	\$0.00	\$15,000.00	\$0.00	\$0.00	\$15,000.00	\$0.00	\$0.00	\$0.00
3000	SERVICIOS GENERALES	\$1,192,118.00	-\$82,901.74	\$1,109,216.26	\$79,835.21	\$1,029,381.05	\$79,835.21	\$0.00	\$1,029,381.05	\$79,835.21	\$79,835.21	\$0.00
3100	SERVICIOS BÁSICOS	\$605,352.00	-\$113,731.74	\$491,620.26	\$40,980.00	\$450,640.26	\$40,980.00	\$0.00	\$450,640.26	\$40,980.00	\$40,980.00	\$0.00
3110	Energía eléctrica	\$223,852.00	-\$107,231.74	\$116,620.26	\$39,346.00	\$77,274.26	\$39,346.00	\$0.00	\$77,274.26	\$39,346.00	\$39,346.00	\$0.00
3111	Servicio de energía eléctrica	\$223,852.00	-\$107,231.74	\$116,620.26	\$39,346.00	\$77,274.26	\$39,346.00	\$0.00	\$77,274.26	\$39,346.00	\$39,346.00	\$0.00
3120	Gas	\$40,000.00	-\$6,500.00	\$33,500.00	\$0.00	\$33,500.00	\$0.00	\$0.00	\$33,500.00	\$0.00	\$0.00	\$0.00
3121	Servicio de gas	\$40,000.00	-\$6,500.00	\$33,500.00	\$0.00	\$33,500.00	\$0.00	\$0.00	\$33,500.00	\$0.00	\$0.00	\$0.00
3130	Agua	\$166,500.00	\$0.00	\$166,500.00	\$0.00	\$166,500.00	\$0.00	\$0.00	\$166,500.00	\$0.00	\$0.00	\$0.00
3133	Servicio de agua en situaciones de emergencia	\$166,500.00	\$0.00	\$166,500.00	\$0.00	\$166,500.00	\$0.00	\$0.00	\$166,500.00	\$0.00	\$0.00	\$0.00
3140	Telefonía tradicional	\$10,000.00	\$0.00	\$10,000.00	\$1,634.00	\$8,366.00	\$1,634.00	\$0.00	\$8,366.00	\$1,634.00	\$1,634.00	\$0.00
3141	Servicio telefónico convencional	\$10,000.00	\$0.00	\$10,000.00	\$1,634.00	\$8,366.00	\$1,634.00	\$0.00	\$8,366.00	\$1,634.00	\$1,634.00	\$0.00
3170	Servicios de acceso de Internet, redes y procesamiento d	\$165,000.00	\$0.00	\$165,000.00	\$0.00	\$165,000.00	\$0.00	\$0.00	\$165,000.00	\$0.00	\$0.00	\$0.00
3171	Servicios de acceso de internet	\$165,000.00	\$0.00	\$165,000.00	\$0.00	\$165,000.00	\$0.00	\$0.00	\$165,000.00	\$0.00	\$0.00	\$0.00



GOBIERNO DEL ESTADO  
DE PUEBLA  
INSTITUTO TECNOLÓGICO  
SUPERIOR DE TEPEACA  
DIRECCION

**Instituto Tecnológico Superior de Tepeaca**  
Estado de Puebla

Estado del Ejercicio del Presupuesto de Egresos por Fuente de Financiamiento Al 31/mar/2025



Usr: financieros02  
Rep: rptEstadoPresupuestoEgresos\_FF

Fecha y hora de Impresión | 05/abr/2025  
11:27 a.m.

Objeto del Gasto	Unidad Administrativa	Aprobado	Ampliaciones / (Reducciones)	Presupuesto Vigente	Comprometido	Presupuesto Disponible para Comprometer	Devengado	Comprometid o No Devengado	Presupuesto Sin Devengar	Ejercido	Pagado	Cuentas por Pagar Deuda
3200	SERVICIOS DE ARRENDAMIENTO	\$93,600.00	\$6,500.00	\$100,100.00	\$6,500.00	\$93,600.00	\$6,500.00	\$0.00	\$93,600.00	\$6,500.00	\$6,500.00	\$0.00
3230	Arrendamiento de mobiliario y equipo de administración, i	\$93,600.00	\$0.00	\$93,600.00	\$0.00	\$93,600.00	\$0.00	\$0.00	\$93,600.00	\$0.00	\$0.00	\$0.00
3232	Arrendamiento de equipo y bienes informáticos	\$93,600.00	\$0.00	\$93,600.00	\$0.00	\$93,600.00	\$0.00	\$0.00	\$93,600.00	\$0.00	\$0.00	\$0.00
3270	Arrendamiento de activos intangibles	\$0.00	\$6,500.00	\$6,500.00	\$6,500.00	\$0.00	\$6,500.00	\$0.00	\$0.00	\$6,500.00	\$6,500.00	\$0.00
3271	Derechos de autor, patentes, regalías y otros	\$0.00	\$6,500.00	\$6,500.00	\$6,500.00	\$0.00	\$6,500.00	\$0.00	\$0.00	\$6,500.00	\$6,500.00	\$0.00
3300	SERVICIOS PROFESIONALES, CIENTÍFICOS, TÉCNICO	\$335,000.00	\$9,860.00	\$344,860.00	\$9,860.00	\$335,000.00	\$9,860.00	\$0.00	\$335,000.00	\$9,860.00	\$9,860.00	\$0.00
3310	Servicios legales, de contabilidad, auditoría y relacionado	\$0.00	\$9,860.00	\$9,860.00	\$9,860.00	\$0.00	\$9,860.00	\$0.00	\$0.00	\$9,860.00	\$9,860.00	\$0.00
3312	Otros Servicios para la operación de programas	\$0.00	\$9,860.00	\$9,860.00	\$9,860.00	\$0.00	\$9,860.00	\$0.00	\$0.00	\$9,860.00	\$9,860.00	\$0.00
3380	Servicios de vigilancia	\$335,000.00	\$0.00	\$335,000.00	\$0.00	\$335,000.00	\$0.00	\$0.00	\$335,000.00	\$0.00	\$0.00	\$0.00
3381	Servicios de vigilancia	\$335,000.00	\$0.00	\$335,000.00	\$0.00	\$335,000.00	\$0.00	\$0.00	\$335,000.00	\$0.00	\$0.00	\$0.00
3400	SERVICIOS FINANCIEROS, BANCARIOS Y COMERCIA	\$158,166.00	\$0.00	\$158,166.00	\$8,653.21	\$149,512.79	\$8,653.21	\$0.00	\$149,512.79	\$8,653.21	\$8,653.21	\$0.00
3450	Seguro de bienes patrimoniales	\$96,166.00	\$0.00	\$96,166.00	\$0.00	\$96,166.00	\$0.00	\$0.00	\$96,166.00	\$0.00	\$0.00	\$0.00
3451	Seguros de bienes patrimoniales	\$96,166.00	\$0.00	\$96,166.00	\$0.00	\$96,166.00	\$0.00	\$0.00	\$96,166.00	\$0.00	\$0.00	\$0.00
3490	Servicios financieros, bancarios y comerciales integrales	\$62,000.00	\$0.00	\$62,000.00	\$8,653.21	\$53,346.79	\$8,653.21	\$0.00	\$53,346.79	\$8,653.21	\$8,653.21	\$0.00
3491	Servicios financieros, bancarios y comerciales integrales	\$62,000.00	\$0.00	\$62,000.00	\$8,653.21	\$53,346.79	\$8,653.21	\$0.00	\$53,346.79	\$8,653.21	\$8,653.21	\$0.00
3500	SERVICIOS DE INSTALACIÓN, REPARACIÓN, MANTEN	\$0.00	\$3,248.00	\$3,248.00	\$3,248.00	\$0.00	\$3,248.00	\$0.00	\$0.00	\$3,248.00	\$3,248.00	\$0.00
3570	Instalación, reparación y mantenimiento de maquinaria, o	\$0.00	\$3,248.00	\$3,248.00	\$3,248.00	\$0.00	\$3,248.00	\$0.00	\$0.00	\$3,248.00	\$3,248.00	\$0.00
3571	Instalación, reparación y mantenimiento de maquinaria y	\$0.00	\$3,248.00	\$3,248.00	\$3,248.00	\$0.00	\$3,248.00	\$0.00	\$0.00	\$3,248.00	\$3,248.00	\$0.00
3900	OTROS SERVICIOS GENERALES	\$0.00	\$11,222.00	\$11,222.00	\$10,594.00	\$628.00	\$10,594.00	\$0.00	\$628.00	\$10,594.00	\$10,594.00	\$0.00
3920	Impuestos y derechos	\$0.00	\$11,222.00	\$11,222.00	\$10,594.00	\$628.00	\$10,594.00	\$0.00	\$628.00	\$10,594.00	\$10,594.00	\$0.00
3921	Otros impuestos y derechos	\$0.00	\$11,222.00	\$11,222.00	\$10,594.00	\$628.00	\$10,594.00	\$0.00	\$628.00	\$10,594.00	\$10,594.00	\$0.00
<b>Federal 2025</b>		\$25,106,872.00	\$0.00	\$25,106,872.00	\$2,818,560.06	\$22,288,311.94	\$2,818,560.06	\$0.00	\$22,288,311.94	\$2,818,560.06	\$2,781,978.77	\$36,581.29

**115 Estatal 2025**

1000	SERVICIOS PERSONALES	\$23,274,182.00	\$625,572.00	\$23,899,754.00	\$4,942,617.59	\$18,957,136.41	\$4,942,617.59	\$0.00	\$18,957,136.41	\$4,942,617.59	\$4,870,651.98	\$71,965.61
1100	REMUNERACIONES AL PERSONAL DE CARÁCTER PE	\$13,692,444.00	\$1,107,768.19	\$14,800,212.19	\$3,596,609.72	\$11,203,602.47	\$3,596,609.72	\$0.00	\$11,203,602.47	\$3,596,609.72	\$3,596,609.72	\$0.00
1130	Sueldos base al personal permanente	\$13,692,444.00	\$1,107,768.19	\$14,800,212.19	\$3,596,609.72	\$11,203,602.47	\$3,596,609.72	\$0.00	\$11,203,602.47	\$3,596,609.72	\$3,596,609.72	\$0.00
1132	Sueldo base al personal de confianza	\$13,692,444.00	\$1,107,768.19	\$14,800,212.19	\$3,596,609.72	\$11,203,602.47	\$3,596,609.72	\$0.00	\$11,203,602.47	\$3,596,609.72	\$3,596,609.72	\$0.00
1300	REMUNERACIONES ADICIONALES Y ESPECIALES	\$2,886,833.00	\$2,009,514.25	\$4,896,347.25	\$288,314.36	\$4,608,032.89	\$288,314.36	\$0.00	\$4,608,032.89	\$288,314.36	\$288,314.36	\$0.00
1310	Primas por años de servicios efectivos prestados	\$275,308.00	\$1,990,880.00	\$2,266,188.00	\$226,447.18	\$2,039,740.82	\$226,447.18	\$0.00	\$2,039,740.82	\$226,447.18	\$226,447.18	\$0.00
1311	Prima quinquenal por años de servicios efectivos prestad	\$0.00	\$2,266,188.00	\$2,266,188.00	\$226,447.18	\$2,039,740.82	\$226,447.18	\$0.00	\$2,039,740.82	\$226,447.18	\$226,447.18	\$0.00



GOBIERNO DEL ESTADO  
DE PUEBLA  
INSTITUTO TECNOLÓGICO  
SUPERIOR DE TEPEACA





Usr: financieros02  
Rep: rptEstadoPresupuestoEgresos\_FF

Instituto Tecnológico Superior de Tepeaca  
Estado de Puebla

Estado del Ejercicio del Presupuesto de Egresos por Fuente de Financiamiento Al 31/mar/2025

Fecha y hora de Impresión | 05/abr/2025  
11:27 a.m.

Unidad Administrativa	Objeto del Gasto	Aprobado	Ampliaciones / (Reducciones)	Presupuesto Vigente	Comprometido	Presupuesto Disponible para Comprometer	Devengado	Comprometido o No Devengado	Presupuesto Sin Devengar	Ejercido	Pagado	Cuentas por Pagar Deuda
1312	Prima de antigüedad	\$275,308.00	-\$275,308.00	\$0.00	\$0.00	\$0.00	\$0.00	\$0.00	\$0.00	\$0.00	\$0.00	\$0.00
1320	Primas de vacaciones, dominical y gratificación de fin de	\$2,404,383.00	\$0.15	\$2,404,383.15	\$0.00	\$2,404,383.15	\$0.00	\$0.00	\$2,404,383.15	\$0.00	\$0.00	\$0.00
1321	Primas de vacaciones y dominical	\$901,644.00	-\$0.32	\$901,643.68	\$0.00	\$901,643.68	\$0.00	\$0.00	\$901,643.68	\$0.00	\$0.00	\$0.00
1322	Aguinaldo o gratificación de fin de año	\$1,502,739.00	\$0.47	\$1,502,739.47	\$0.00	\$1,502,739.47	\$0.00	\$0.00	\$1,502,739.47	\$0.00	\$0.00	\$0.00
1340	Compensaciones	\$207,142.00	\$18,634.10	\$225,776.10	\$61,867.18	\$163,908.92	\$61,867.18	\$0.00	\$163,908.92	\$61,867.18	\$61,867.18	\$0.00
1343	Compensación por adquisición de material didáctico	\$207,142.00	\$18,634.10	\$225,776.10	\$61,867.18	\$163,908.92	\$61,867.18	\$0.00	\$163,908.92	\$61,867.18	\$61,867.18	\$0.00
1400	<b>SEGURIDAD SOCIAL</b>	<b>\$3,786,903.00</b>	<b>-\$690,281.54</b>	<b>\$3,096,621.46</b>	<b>\$798,372.24</b>	<b>\$2,298,249.22</b>	<b>\$798,372.24</b>	<b>\$0.00</b>	<b>\$2,298,249.22</b>	<b>\$798,372.24</b>	<b>\$726,406.63</b>	<b>\$71,965.61</b>
1410	Aportaciones de seguridad social	\$3,516,410.00	-\$491,754.15	\$3,024,655.85	\$726,406.63	\$2,298,249.22	\$726,406.63	\$0.00	\$2,298,249.22	\$726,406.63	\$726,406.63	\$0.00
1411	Aportaciones al Instituto de Seguridad y Servicios Sociales	\$3,516,410.00	-\$491,754.15	\$3,024,655.85	\$726,406.63	\$2,298,249.22	\$726,406.63	\$0.00	\$2,298,249.22	\$726,406.63	\$726,406.63	\$0.00
1430	Aportaciones al sistema para el retiro	\$270,493.00	-\$198,527.39	\$71,965.61	\$71,965.61	\$0.00	\$71,965.61	\$0.00	\$0.00	\$71,965.61	\$0.00	\$71,965.61
1431	Aportaciones al sistema de ahorro para el retiro	\$270,493.00	-\$198,527.39	\$71,965.61	\$71,965.61	\$0.00	\$71,965.61	\$0.00	\$0.00	\$71,965.61	\$0.00	\$71,965.61
1500	<b>OTRAS PRESTACIONES SOCIALES Y ECONÓMICAS</b>	<b>\$1,702,039.00</b>	<b>-\$595,465.90</b>	<b>\$1,106,573.10</b>	<b>\$259,321.27</b>	<b>\$847,251.83</b>	<b>\$259,321.27</b>	<b>\$0.00</b>	<b>\$847,251.83</b>	<b>\$259,321.27</b>	<b>\$259,321.27</b>	<b>\$0.00</b>
1540	Prestaciones contractuales	\$932,636.00	\$0.10	\$932,636.10	\$259,321.27	\$673,314.83	\$259,321.27	\$0.00	\$673,314.83	\$259,321.27	\$259,321.27	\$0.00
1543	Prestaciones establecidas por condiciones generales de trabajo	\$932,636.00	\$0.10	\$932,636.10	\$259,321.27	\$673,314.83	\$259,321.27	\$0.00	\$673,314.83	\$259,321.27	\$259,321.27	\$0.00
1590	Otras prestaciones sociales y económicas	\$769,403.00	-\$595,466.00	\$173,937.00	\$0.00	\$173,937.00	\$0.00	\$0.00	\$173,937.00	\$0.00	\$0.00	\$0.00
1593	Otras prestaciones	\$769,403.00	-\$595,466.00	\$173,937.00	\$0.00	\$173,937.00	\$0.00	\$0.00	\$173,937.00	\$0.00	\$0.00	\$0.00
1600	<b>PREVISIONES</b>	<b>\$1,205,963.00</b>	<b>-\$1,205,963.00</b>	<b>\$0.00</b>	<b>\$0.00</b>	<b>\$0.00</b>	<b>\$0.00</b>	<b>\$0.00</b>	<b>\$0.00</b>	<b>\$0.00</b>	<b>\$0.00</b>	<b>\$0.00</b>
1610	Previsiones de carácter laboral, económica y de seguridad	\$1,205,963.00	-\$1,205,963.00	\$0.00	\$0.00	\$0.00	\$0.00	\$0.00	\$0.00	\$0.00	\$0.00	\$0.00
1613	Otras medidas de carácter laboral y económico	\$1,205,963.00	-\$1,205,963.00	\$0.00	\$0.00	\$0.00	\$0.00	\$0.00	\$0.00	\$0.00	\$0.00	\$0.00
2000	<b>MATERIALES Y SUMINISTROS</b>	<b>\$498,012.00</b>	<b>-\$138,026.00</b>	<b>\$359,986.00</b>	<b>\$84,632.00</b>	<b>\$275,354.00</b>	<b>\$84,632.00</b>	<b>\$0.00</b>	<b>\$275,354.00</b>	<b>\$84,632.00</b>	<b>\$84,632.00</b>	<b>\$0.00</b>
2500	<b>PRODUCTOS QUÍMICOS, FARMACÉUTICOS Y DE LABORATORIO</b>	<b>\$69,005.00</b>	<b>-\$69,005.00</b>	<b>\$0.00</b>	<b>\$0.00</b>	<b>\$0.00</b>	<b>\$0.00</b>	<b>\$0.00</b>	<b>\$0.00</b>	<b>\$0.00</b>	<b>\$0.00</b>	<b>\$0.00</b>
2510	Productos químicos básicos	\$69,005.00	-\$69,005.00	\$0.00	\$0.00	\$0.00	\$0.00	\$0.00	\$0.00	\$0.00	\$0.00	\$0.00
2511	Productos químicos básicos	\$69,005.00	-\$69,005.00	\$0.00	\$0.00	\$0.00	\$0.00	\$0.00	\$0.00	\$0.00	\$0.00	\$0.00
2600	<b>COMBUSTIBLES, LUBRICANTES Y ADITIVOS</b>	<b>\$359,986.00</b>	<b>\$0.00</b>	<b>\$359,986.00</b>	<b>\$84,632.00</b>	<b>\$275,354.00</b>	<b>\$84,632.00</b>	<b>\$0.00</b>	<b>\$275,354.00</b>	<b>\$84,632.00</b>	<b>\$84,632.00</b>	<b>\$0.00</b>
2610	Combustibles, lubricantes y aditivos	\$359,986.00	\$0.00	\$359,986.00	\$84,632.00	\$275,354.00	\$84,632.00	\$0.00	\$275,354.00	\$84,632.00	\$84,632.00	\$0.00
2612	Combustibles, lubricantes y aditivos para vehículos destinados	\$359,986.00	\$0.00	\$359,986.00	\$84,632.00	\$275,354.00	\$84,632.00	\$0.00	\$275,354.00	\$84,632.00	\$84,632.00	\$0.00
2700	<b>VESTUARIO, BLANCOS, PRENDAS DE PROTECCIÓN Y ACCESORIOS</b>	<b>\$69,004.00</b>	<b>-\$69,004.00</b>	<b>\$0.00</b>	<b>\$0.00</b>	<b>\$0.00</b>	<b>\$0.00</b>	<b>\$0.00</b>	<b>\$0.00</b>	<b>\$0.00</b>	<b>\$0.00</b>	<b>\$0.00</b>
2710	Vestuario y uniformes	\$69,004.00	-\$69,004.00	\$0.00	\$0.00	\$0.00	\$0.00	\$0.00	\$0.00	\$0.00	\$0.00	\$0.00
2711	Vestuario y uniformes	\$69,004.00	-\$69,004.00	\$0.00	\$0.00	\$0.00	\$0.00	\$0.00	\$0.00	\$0.00	\$0.00	\$0.00
2900	<b>HERRAMIENTAS, REFACCIONES Y ACCESORIOS MENORES</b>	<b>\$17.00</b>	<b>-\$17.00</b>	<b>\$0.00</b>	<b>\$0.00</b>	<b>\$0.00</b>	<b>\$0.00</b>	<b>\$0.00</b>	<b>\$0.00</b>	<b>\$0.00</b>	<b>\$0.00</b>	<b>\$0.00</b>
2910	Herramientas menores	\$17.00	-\$17.00	\$0.00	\$0.00	\$0.00	\$0.00	\$0.00	\$0.00	\$0.00	\$0.00	\$0.00






Usr: financieros02  
Rep: rptEstadoPresupuestoEgresos\_FF

## Instituto Tecnológico Superior de Tepeaca Estado de Puebla

Estado del Ejercicio del Presupuesto de Egresos por Fuente de Financiamiento Al 31/mar/2025

Fecha y hora de Impresión | 05/abr/2025  
11:27 a.m.

Unidad Administrativa Objeto del Gasto	Aprobado	Ampliaciones / (Reducciones)	Presupuesto Vigente	Comprometido	Presupuesto Disponible para Comprometer	Devengado	Comprometid o No Devengado	Presupuesto Sin Devengar	Ejercido	Pagado	Cuentas por Pagar Deuda
2911 Herramientas menores	\$17.00	-\$17.00	\$0.00	\$0.00	\$0.00	\$0.00	\$0.00	\$0.00	\$0.00	\$0.00	\$0.00
<b>3000 SERVICIOS GENERALES</b>	<b>\$1,333,654.00</b>	<b>-\$486,522.00</b>	<b>\$847,132.00</b>	<b>\$66,369.59</b>	<b>\$780,762.41</b>	<b>\$66,369.59</b>	<b>\$0.00</b>	<b>\$780,762.41</b>	<b>\$66,369.59</b>	<b>\$66,369.59</b>	<b>\$0.00</b>
<b>3300 SERVICIOS PROFESIONALES, CIENTÍFICOS, TÉCNICO</b>	<b>\$1,262,854.00</b>	<b>-\$486,522.00</b>	<b>\$776,332.00</b>	<b>\$48,720.00</b>	<b>\$727,612.00</b>	<b>\$48,720.00</b>	<b>\$0.00</b>	<b>\$727,612.00</b>	<b>\$48,720.00</b>	<b>\$48,720.00</b>	<b>\$0.00</b>
3310 Servicios legales, de contabilidad, auditoría y relacionado	\$388,080.00	-\$185,400.00	\$202,680.00	\$48,720.00	\$153,960.00	\$48,720.00	\$0.00	\$153,960.00	\$48,720.00	\$48,720.00	\$0.00
3311 Servicios relacionados con procedimientos jurisdiccionales	\$140,400.00	-\$140,400.00	\$0.00	\$0.00	\$0.00	\$0.00	\$0.00	\$0.00	\$0.00	\$0.00	\$0.00
3312 Otros Servicios para la operación de programas	\$247,680.00	-\$45,000.00	\$202,680.00	\$48,720.00	\$153,960.00	\$48,720.00	\$0.00	\$153,960.00	\$48,720.00	\$48,720.00	\$0.00
3340 Servicios de capacitación	\$93,600.00	-\$93,600.00	\$0.00	\$0.00	\$0.00	\$0.00	\$0.00	\$0.00	\$0.00	\$0.00	\$0.00
3341 Capacitación institucional	\$93,600.00	-\$93,600.00	\$0.00	\$0.00	\$0.00	\$0.00	\$0.00	\$0.00	\$0.00	\$0.00	\$0.00
3380 Servicios de vigilancia	\$781,174.00	-\$207,522.00	\$573,652.00	\$0.00	\$573,652.00	\$0.00	\$0.00	\$573,652.00	\$0.00	\$0.00	\$0.00
3381 Servicios de vigilancia	\$781,174.00	-\$207,522.00	\$573,652.00	\$0.00	\$573,652.00	\$0.00	\$0.00	\$573,652.00	\$0.00	\$0.00	\$0.00
<b>3400 SERVICIOS FINANCIEROS, BANCARIOS Y COMERCIA</b>	<b>\$70,800.00</b>	<b>\$0.00</b>	<b>\$70,800.00</b>	<b>\$17,649.59</b>	<b>\$53,150.41</b>	<b>\$17,649.59</b>	<b>\$0.00</b>	<b>\$53,150.41</b>	<b>\$17,649.59</b>	<b>\$17,649.59</b>	<b>\$0.00</b>
3490 Servicios financieros, bancarios y comerciales integrales	\$70,800.00	\$0.00	\$70,800.00	\$17,649.59	\$53,150.41	\$17,649.59	\$0.00	\$53,150.41	\$17,649.59	\$17,649.59	\$0.00
3491 Servicios financieros, bancarios y comerciales integrales	\$70,800.00	\$0.00	\$70,800.00	\$17,649.59	\$53,150.41	\$17,649.59	\$0.00	\$53,150.41	\$17,649.59	\$17,649.59	\$0.00
<b>Estatal 2025</b>	<b>\$25,105,848.00</b>	<b>\$1,024.00</b>	<b>\$25,106,872.00</b>	<b>\$5,093,619.18</b>	<b>\$20,013,252.82</b>	<b>\$5,093,619.18</b>	<b>\$0.00</b>	<b>\$20,013,252.82</b>	<b>\$5,093,619.18</b>	<b>\$5,021,653.57</b>	<b>\$71,965.61</b>
<b>902 Remanente Captacion de Derechos 2024</b>											
<b>2000 MATERIALES Y SUMINISTROS</b>	<b>\$0.00</b>	<b>\$8,751.35</b>	<b>\$8,751.35</b>	<b>\$7,421.36</b>	<b>\$1,329.99</b>	<b>\$7,421.36</b>	<b>\$0.00</b>	<b>\$1,329.99</b>	<b>\$7,421.36</b>	<b>\$7,421.36</b>	<b>\$0.00</b>
<b>2400 MATERIALES Y ARTÍCULOS DE CONSTRUCCIÓN Y DE</b>	<b>\$0.00</b>	<b>\$1,672.72</b>	<b>\$1,672.72</b>	<b>\$1,672.72</b>	<b>\$0.00</b>	<b>\$1,672.72</b>	<b>\$0.00</b>	<b>\$0.00</b>	<b>\$1,672.72</b>	<b>\$1,672.72</b>	<b>\$0.00</b>
2460 Material eléctrico y electrónico	\$0.00	\$348.00	\$348.00	\$348.00	\$0.00	\$348.00	\$0.00	\$0.00	\$348.00	\$348.00	\$0.00
2461 Material eléctrico y electrónico	\$0.00	\$348.00	\$348.00	\$348.00	\$0.00	\$348.00	\$0.00	\$0.00	\$348.00	\$348.00	\$0.00
2470 Artículos metálicos para la construcción	\$0.00	\$647.28	\$647.28	\$647.28	\$0.00	\$647.28	\$0.00	\$0.00	\$647.28	\$647.28	\$0.00
2471 Artículos metálicos para la construcción	\$0.00	\$647.28	\$647.28	\$647.28	\$0.00	\$647.28	\$0.00	\$0.00	\$647.28	\$647.28	\$0.00
2490 Otros materiales y artículos de construcción y reparación	\$0.00	\$677.44	\$677.44	\$677.44	\$0.00	\$677.44	\$0.00	\$0.00	\$677.44	\$677.44	\$0.00
2491 Otros materiales y artículos de construcción y reparación	\$0.00	\$677.44	\$677.44	\$677.44	\$0.00	\$677.44	\$0.00	\$0.00	\$677.44	\$677.44	\$0.00
<b>2500 PRODUCTOS QUÍMICOS, FARMACÉUTICOS Y DE LAB</b>	<b>\$0.00</b>	<b>\$1,112.44</b>	<b>\$1,112.44</b>	<b>\$1,112.44</b>	<b>\$0.00</b>	<b>\$1,112.44</b>	<b>\$0.00</b>	<b>\$0.00</b>	<b>\$1,112.44</b>	<b>\$1,112.44</b>	<b>\$0.00</b>
2520 Fertilizantes, pesticidas y otros agroquímicos	\$0.00	\$232.00	\$232.00	\$232.00	\$0.00	\$232.00	\$0.00	\$0.00	\$232.00	\$232.00	\$0.00
2521 Fertilizantes, pesticidas y otros agroquímicos	\$0.00	\$232.00	\$232.00	\$232.00	\$0.00	\$232.00	\$0.00	\$0.00	\$232.00	\$232.00	\$0.00
2560 Fibras sintéticas, hules, plásticos y derivados	\$0.00	\$880.44	\$880.44	\$880.44	\$0.00	\$880.44	\$0.00	\$0.00	\$880.44	\$880.44	\$0.00
2561 Fibras sintéticas, hules, plásticos y derivados	\$0.00	\$880.44	\$880.44	\$880.44	\$0.00	\$880.44	\$0.00	\$0.00	\$880.44	\$880.44	\$0.00
<b>2700 VESTUARIO, BLANCOS, PRENDAS DE PROTECCIÓN Y</b>	<b>\$0.00</b>	<b>\$928.00</b>	<b>\$928.00</b>	<b>\$928.00</b>	<b>\$0.00</b>	<b>\$928.00</b>	<b>\$0.00</b>	<b>\$0.00</b>	<b>\$928.00</b>	<b>\$928.00</b>	<b>\$0.00</b>
2720 Prendas de seguridad y protección personal	\$0.00	\$672.80	\$672.80	\$672.80	\$0.00	\$672.80	\$0.00	\$0.00	\$672.80	\$672.80	\$0.00







Usr: financieros02  
Rep: rptEstadoPresupuestoEgresos\_FF

## Instituto Tecnológico Superior de Tepeaca Estado de Puebla

Estado del Ejercicio del Presupuesto de Egresos por Fuente de Financiamiento Al 31/mar/2025

Fecha y hora de Impresión: 05/abr/2025 11:27 a.m.

Unidad Administrativa Objeto del Gasto	Aprobado	Ampliaciones / (Reducciones)	Presupuesto Vigente	Comprometido	Presupuesto Disponble para Comprometer	Devengado	Comprometid o No Devengado	Presupuesto Sin Devengar	Ejercido	Pagado	Cuentas por Pagar Deuda
2721 Prendas de seguridad y protección personal	\$0.00	\$672.80	\$672.80	\$672.80	\$0.00	\$672.80	\$0.00	\$0.00	\$672.80	\$672.80	\$0.00
2740 Productos textiles	\$0.00	\$255.20	\$255.20	\$255.20	\$0.00	\$255.20	\$0.00	\$0.00	\$255.20	\$255.20	\$0.00
2741 Productos textiles	\$0.00	\$255.20	\$255.20	\$255.20	\$0.00	\$255.20	\$0.00	\$0.00	\$255.20	\$255.20	\$0.00
<b>2900 HERRAMIENTAS, REFACCIONES Y ACCESORIOS MEN</b>	<b>\$0.00</b>	<b>\$5,038.19</b>	<b>\$5,038.19</b>	<b>\$3,708.20</b>	<b>\$1,329.99</b>	<b>\$3,708.20</b>	<b>\$0.00</b>	<b>\$1,329.99</b>	<b>\$3,708.20</b>	<b>\$3,708.20</b>	<b>\$0.00</b>
2910 Herramientas menores	\$0.00	\$1,038.20	\$1,038.20	\$1,038.20	\$0.00	\$1,038.20	\$0.00	\$0.00	\$1,038.20	\$1,038.20	\$0.00
2911 Herramientas menores	\$0.00	\$1,038.20	\$1,038.20	\$1,038.20	\$0.00	\$1,038.20	\$0.00	\$0.00	\$1,038.20	\$1,038.20	\$0.00
2960 Refacciones y accesorios menores de equipo de transpor	\$0.00	\$3,999.99	\$3,999.99	\$2,670.00	\$1,329.99	\$2,670.00	\$0.00	\$1,329.99	\$2,670.00	\$2,670.00	\$0.00
2961 Refacciones y accesorios menores de equipo de transpor	\$0.00	\$3,999.99	\$3,999.99	\$2,670.00	\$1,329.99	\$2,670.00	\$0.00	\$1,329.99	\$2,670.00	\$2,670.00	\$0.00
<b>3000 SERVICIOS GENERALES</b>	<b>\$0.00</b>	<b>\$64,598.47</b>	<b>\$64,598.47</b>	<b>\$60,110.87</b>	<b>\$4,487.60</b>	<b>\$60,110.87</b>	<b>\$0.00</b>	<b>\$4,487.60</b>	<b>\$60,110.87</b>	<b>\$60,110.87</b>	<b>\$0.00</b>
<b>3900 OTROS SERVICIOS GENERALES</b>	<b>\$0.00</b>	<b>\$64,598.47</b>	<b>\$64,598.47</b>	<b>\$60,110.87</b>	<b>\$4,487.60</b>	<b>\$60,110.87</b>	<b>\$0.00</b>	<b>\$4,487.60</b>	<b>\$60,110.87</b>	<b>\$60,110.87</b>	<b>\$0.00</b>
3980 Impuesto sobre nóminas y otros que se deriven de una re	\$0.00	\$64,598.47	\$64,598.47	\$60,110.87	\$4,487.60	\$60,110.87	\$0.00	\$4,487.60	\$60,110.87	\$60,110.87	\$0.00
3981 Impuesto sobre nóminas y otros que se deriven de una re	\$0.00	\$64,598.47	\$64,598.47	\$60,110.87	\$4,487.60	\$60,110.87	\$0.00	\$4,487.60	\$60,110.87	\$60,110.87	\$0.00
<b>Remanente Captacion de Derechos 20</b>	<b>\$0.00</b>	<b>\$73,349.82</b>	<b>\$73,349.82</b>	<b>\$67,532.23</b>	<b>\$5,817.59</b>	<b>\$67,532.23</b>	<b>\$0.00</b>	<b>\$5,817.59</b>	<b>\$67,532.23</b>	<b>\$67,532.23</b>	<b>\$0.00</b>

### 903 Captacion de Derechos 2025

<b>2000 MATERIALES Y SUMINISTROS</b>	<b>\$50,000.00</b>	<b>\$199,764.94</b>	<b>\$249,764.94</b>	<b>\$208,490.47</b>	<b>\$41,274.47</b>	<b>\$208,490.47</b>	<b>\$0.00</b>	<b>\$41,274.47</b>	<b>\$208,490.47</b>	<b>\$208,490.47</b>	<b>\$0.00</b>
<b>2100 MATERIALES DE ADMINISTRACIÓN, EMISIÓN DE DOC</b>	<b>\$0.00</b>	<b>\$81.08</b>	<b>\$81.08</b>	<b>\$81.08</b>	<b>\$0.00</b>	<b>\$81.08</b>	<b>\$0.00</b>	<b>\$0.00</b>	<b>\$81.08</b>	<b>\$81.08</b>	<b>\$0.00</b>
2110 Materiales, útiles y equipos menores de oficina	\$0.00	\$81.08	\$81.08	\$81.08	\$0.00	\$81.08	\$0.00	\$0.00	\$81.08	\$81.08	\$0.00
2111 Materiales, útiles y equipos menores de oficina	\$0.00	\$81.08	\$81.08	\$81.08	\$0.00	\$81.08	\$0.00	\$0.00	\$81.08	\$81.08	\$0.00
<b>2200 ALIMENTOS Y UTENSILIOS</b>	<b>\$0.00</b>	<b>\$8,557.46</b>	<b>\$8,557.46</b>	<b>\$8,257.46</b>	<b>\$300.00</b>	<b>\$8,257.46</b>	<b>\$0.00</b>	<b>\$300.00</b>	<b>\$8,257.46</b>	<b>\$8,257.46</b>	<b>\$0.00</b>
2210 Productos alimenticios para personas	\$0.00	\$300.00	\$300.00	\$0.00	\$300.00	\$0.00	\$0.00	\$300.00	\$0.00	\$0.00	\$0.00
2213 Productos alimenticios para el personal en las instalacion	\$0.00	\$300.00	\$300.00	\$0.00	\$300.00	\$0.00	\$0.00	\$300.00	\$0.00	\$0.00	\$0.00
2230 Utensilios para el servicio de alimentación	\$0.00	\$8,257.46	\$8,257.46	\$8,257.46	\$0.00	\$8,257.46	\$0.00	\$0.00	\$8,257.46	\$8,257.46	\$0.00
2231 Utensilios para el servicio de alimentación	\$0.00	\$8,257.46	\$8,257.46	\$8,257.46	\$0.00	\$8,257.46	\$0.00	\$0.00	\$8,257.46	\$8,257.46	\$0.00
<b>2300 MATERIAS PRIMAS Y MATERIALES DE PRODUCCIÓN</b>	<b>\$0.00</b>	<b>\$129,080.33</b>	<b>\$129,080.33</b>	<b>\$129,080.33</b>	<b>\$0.00</b>	<b>\$129,080.33</b>	<b>\$0.00</b>	<b>\$0.00</b>	<b>\$129,080.33</b>	<b>\$129,080.33</b>	<b>\$0.00</b>
2310 Productos alimenticios, agropecuarios y forestales adqur	\$0.00	\$129,080.33	\$129,080.33	\$129,080.33	\$0.00	\$129,080.33	\$0.00	\$0.00	\$129,080.33	\$129,080.33	\$0.00
2311 Productos alimenticios, agropecuarios y forestales adqur	\$0.00	\$129,080.33	\$129,080.33	\$129,080.33	\$0.00	\$129,080.33	\$0.00	\$0.00	\$129,080.33	\$129,080.33	\$0.00
<b>2400 MATERIALES Y ARTÍCULOS DE CONSTRUCCIÓN Y DE</b>	<b>\$0.00</b>	<b>\$42,850.78</b>	<b>\$42,850.78</b>	<b>\$42,850.78</b>	<b>\$0.00</b>	<b>\$42,850.78</b>	<b>\$0.00</b>	<b>\$0.00</b>	<b>\$42,850.78</b>	<b>\$42,850.78</b>	<b>\$0.00</b>
2470 Artículos metálicos para la construcción	\$0.00	\$26,168.44	\$26,168.44	\$26,168.44	\$0.00	\$26,168.44	\$0.00	\$0.00	\$26,168.44	\$26,168.44	\$0.00
2471 Artículos metálicos para la construcción	\$0.00	\$26,168.44	\$26,168.44	\$26,168.44	\$0.00	\$26,168.44	\$0.00	\$0.00	\$26,168.44	\$26,168.44	\$0.00
2490 Otros materiales y articulos de construcción y reparaci3n	\$0.00	\$16,682.34	\$16,682.34	\$16,682.34	\$0.00	\$16,682.34	\$0.00	\$0.00	\$16,682.34	\$16,682.34	\$0.00






Usr: financieros02  
Rep: rptEstadoPresupuestoEgresos\_FF

**Instituto Tecnológico Superior de Tepeaca**  
Estado de Puebla  
Estado del Ejercicio del Presupuesto de Egresos por Fuente de Financiamiento Al 31/mar/2025

Fecha y hora de Impresión | 05/abr/2025 11:27 a.m.

Objeto del Gasto	Unidad Administrativa	Aprobado	Ampliaciones / (Reducciones)	Presupuesto Vigente	Comprometido	Presupuesto Disponible para Comprometer	Devengado	Comprometid o No Devengado	Presupuesto Sin Devengar	Ejercido	Pagado	Cuentas por Pagar Deuda
2491	Otros materiales y artículos de construcción y reparación	\$0.00	\$16,682.34	\$16,682.34	\$16,682.34	\$0.00	\$16,682.34	\$0.00	\$0.00	\$16,682.34	\$16,682.34	\$0.00
2500	PRODUCTOS QUÍMICOS, FARMACÉUTICOS Y DE LAB	\$0.00	\$4,292.00	\$4,292.00	\$4,292.00	\$0.00	\$4,292.00	\$0.00	\$0.00	\$4,292.00	\$4,292.00	\$0.00
2560	Fibras sintéticas, hules, plásticos y derivados	\$0.00	\$4,292.00	\$4,292.00	\$4,292.00	\$0.00	\$4,292.00	\$0.00	\$0.00	\$4,292.00	\$4,292.00	\$0.00
2561	Fibras sintéticas, hules, plásticos y derivados	\$0.00	\$4,292.00	\$4,292.00	\$4,292.00	\$0.00	\$4,292.00	\$0.00	\$0.00	\$4,292.00	\$4,292.00	\$0.00
2700	VESTUARIO, BLANCOS, PRENDAS DE PROTECCIÓN Y	\$49,984.00	-\$1,905.45	\$48,078.55	\$7,120.08	\$40,958.47	\$7,120.08	\$0.00	\$40,958.47	\$7,120.08	\$7,120.08	\$0.00
2710	Vestuario y uniformes	\$49,984.00	-\$9,025.53	\$40,958.47	\$0.00	\$40,958.47	\$0.00	\$0.00	\$40,958.47	\$0.00	\$0.00	\$0.00
2711	Vestuario y uniformes	\$49,984.00	-\$9,025.53	\$40,958.47	\$0.00	\$40,958.47	\$0.00	\$0.00	\$40,958.47	\$0.00	\$0.00	\$0.00
2720	Prendas de seguridad y protección personal	\$0.00	\$7,120.08	\$7,120.08	\$7,120.08	\$0.00	\$7,120.08	\$0.00	\$0.00	\$7,120.08	\$7,120.08	\$0.00
2721	Prendas de seguridad y protección personal	\$0.00	\$7,120.08	\$7,120.08	\$7,120.08	\$0.00	\$7,120.08	\$0.00	\$0.00	\$7,120.08	\$7,120.08	\$0.00
2900	HERRAMIENTAS, REFACCIONES Y ACCESORIOS MEN	\$16.00	\$16,808.74	\$16,824.74	\$16,808.74	\$16.00	\$16,808.74	\$0.00	\$16.00	\$16,808.74	\$16,808.74	\$0.00
2910	Herramientas menores	\$16.00	\$13,212.74	\$13,228.74	\$13,212.74	\$16.00	\$13,212.74	\$0.00	\$16.00	\$13,212.74	\$13,212.74	\$0.00
2911	Herramientas menores	\$16.00	\$13,212.74	\$13,228.74	\$13,212.74	\$16.00	\$13,212.74	\$0.00	\$16.00	\$13,212.74	\$13,212.74	\$0.00
2980	Refacciones y accesorios menores de maquinaria y otros	\$0.00	\$3,596.00	\$3,596.00	\$3,596.00	\$0.00	\$3,596.00	\$0.00	\$0.00	\$3,596.00	\$3,596.00	\$0.00
2981	Refacciones y accesorios menores de maquinaria y otros	\$0.00	\$3,596.00	\$3,596.00	\$3,596.00	\$0.00	\$3,596.00	\$0.00	\$0.00	\$3,596.00	\$3,596.00	\$0.00
<b>3000</b>	<b>SERVICIOS GENERALES</b>	<b>\$1,771,879.00</b>	<b>\$263,557.06</b>	<b>\$2,035,436.06</b>	<b>\$446,381.68</b>	<b>\$1,589,054.38</b>	<b>\$446,381.68</b>	<b>\$0.00</b>	<b>\$1,589,054.38</b>	<b>\$446,381.68</b>	<b>\$382,510.99</b>	<b>\$63,870.69</b>
3200	SERVICIOS DE ARRENDAMIENTO	\$115,000.00	-\$2,867.45	\$112,132.55	\$0.00	\$112,132.55	\$0.00	\$0.00	\$112,132.55	\$0.00	\$0.00	\$0.00
3270	Arrendamiento de activos intangibles	\$115,000.00	-\$2,867.45	\$112,132.55	\$0.00	\$112,132.55	\$0.00	\$0.00	\$112,132.55	\$0.00	\$0.00	\$0.00
3271	Derechos de autor, patentes, regalías y otros	\$115,000.00	-\$2,867.45	\$112,132.55	\$0.00	\$112,132.55	\$0.00	\$0.00	\$112,132.55	\$0.00	\$0.00	\$0.00
3300	SERVICIOS PROFESIONALES, CIENTÍFICOS, TÉCNICO	\$450,000.00	\$0.00	\$450,000.00	\$0.00	\$450,000.00	\$0.00	\$0.00	\$450,000.00	\$0.00	\$0.00	\$0.00
3330	Servicios de consultoría administrativa, procesos, técnica	\$450,000.00	\$0.00	\$450,000.00	\$0.00	\$450,000.00	\$0.00	\$0.00	\$450,000.00	\$0.00	\$0.00	\$0.00
3333	Servicios relacionados con certificación de procesos	\$450,000.00	\$0.00	\$450,000.00	\$0.00	\$450,000.00	\$0.00	\$0.00	\$450,000.00	\$0.00	\$0.00	\$0.00
3800	SERVICIOS OFICIALES	\$0.00	\$308,701.53	\$308,701.53	\$306,254.25	\$2,447.28	\$306,254.25	\$0.00	\$2,447.28	\$306,254.25	\$306,254.25	\$0.00
3830	Congresos y convenciones	\$0.00	\$308,701.53	\$308,701.53	\$306,254.25	\$2,447.28	\$306,254.25	\$0.00	\$2,447.28	\$306,254.25	\$306,254.25	\$0.00
3831	Congresos y convenciones	\$0.00	\$308,701.53	\$308,701.53	\$306,254.25	\$2,447.28	\$306,254.25	\$0.00	\$2,447.28	\$306,254.25	\$306,254.25	\$0.00
3900	OTROS SERVICIOS GENERALES	\$1,206,879.00	-\$42,277.02	\$1,164,601.98	\$140,127.43	\$1,024,474.55	\$140,127.43	\$0.00	\$1,024,474.55	\$140,127.43	\$76,256.74	\$63,870.69
3920	Impuestos y derechos	\$110,000.00	\$0.00	\$110,000.00	\$12,645.00	\$97,355.00	\$12,645.00	\$0.00	\$97,355.00	\$12,645.00	\$12,645.00	\$0.00
3921	Otros impuestos y derechos	\$110,000.00	\$0.00	\$110,000.00	\$12,645.00	\$97,355.00	\$12,645.00	\$0.00	\$97,355.00	\$12,645.00	\$12,645.00	\$0.00
3980	Impuesto sobre nóminas y otros que se deriven de una re	\$1,096,879.00	-\$141,856.47	\$955,022.53	\$127,482.43	\$827,540.10	\$127,482.43	\$0.00	\$827,540.10	\$127,482.43	\$63,611.74	\$63,870.69
3981	Impuesto sobre nóminas y otros que se deriven de una re	\$1,096,879.00	-\$141,856.47	\$955,022.53	\$127,482.43	\$827,540.10	\$127,482.43	\$0.00	\$827,540.10	\$127,482.43	\$63,611.74	\$63,870.69
3990	Otros servicios generales	\$0.00	\$99,579.45	\$99,579.45	\$0.00	\$99,579.45	\$0.00	\$0.00	\$99,579.45	\$0.00	\$0.00	\$0.00
3993	Otros servicios generales	\$0.00	\$99,579.45	\$99,579.45	\$0.00	\$99,579.45	\$0.00	\$0.00	\$99,579.45	\$0.00	\$0.00	\$0.00







Usr: financieros02  
Rep: rptEstadoPresupuestoEgresos\_FF

Instituto Tecnológico Superior de Tepeaca  
Estado de Puebla

Estado del Ejercicio del Presupuesto de Egresos por Fuente de Financiamiento Al 31/mar/2025

Fecha y hora de Impresión | 05/abr/2025 11:27 a.m.

Objeto del Gasto	Unidad Administrativa	Aprobado	Ampliaciones / (Reducciones)	Presupuesto Vigente	Comprometido	Presupuesto Disponible para Comprometer	Devengado	Comprometido o No Devengado	Presupuesto Sin Devengar	Ejercido	Pagado	Cuentas por Pagar Deuda
5000	BIENES MUEBLES, INMUEBLES E INTANGIBLE:	\$1,290,000.00	\$0.00	\$1,290,000.00	\$0.00	\$1,290,000.00	\$0.00	\$0.00	\$1,290,000.00	\$0.00	\$0.00	\$0.00
5100	MOBILIARIO Y EQUIPO DE ADMINISTRACIÓN	\$1,000,991.00	\$0.00	\$1,000,991.00	\$0.00	\$1,000,991.00	\$0.00	\$0.00	\$1,000,991.00	\$0.00	\$0.00	\$0.00
5110	Muebles de oficina y estantería	\$401,373.00	\$0.00	\$401,373.00	\$0.00	\$401,373.00	\$0.00	\$0.00	\$401,373.00	\$0.00	\$0.00	\$0.00
5111	Muebles de oficina y estantería	\$401,373.00	\$0.00	\$401,373.00	\$0.00	\$401,373.00	\$0.00	\$0.00	\$401,373.00	\$0.00	\$0.00	\$0.00
5150	Equipo de cómputo y de tecnologías de la información	\$599,618.00	\$0.00	\$599,618.00	\$0.00	\$599,618.00	\$0.00	\$0.00	\$599,618.00	\$0.00	\$0.00	\$0.00
5151	Equipo de cómputo y de tecnología de la información	\$599,618.00	\$0.00	\$599,618.00	\$0.00	\$599,618.00	\$0.00	\$0.00	\$599,618.00	\$0.00	\$0.00	\$0.00
5600	MAQUINARIA, OTROS EQUIPOS Y HERRAMIENTAS	\$289,009.00	\$0.00	\$289,009.00	\$0.00	\$289,009.00	\$0.00	\$0.00	\$289,009.00	\$0.00	\$0.00	\$0.00
5620	Maquinaria y equipo industrial	\$289,009.00	\$0.00	\$289,009.00	\$0.00	\$289,009.00	\$0.00	\$0.00	\$289,009.00	\$0.00	\$0.00	\$0.00
5621	Maquinaria y equipo industrial	\$289,009.00	\$0.00	\$289,009.00	\$0.00	\$289,009.00	\$0.00	\$0.00	\$289,009.00	\$0.00	\$0.00	\$0.00
7000	INVERSIONES FINANCIERAS Y OTRAS PROVIS	\$463,322.00	-\$463,322.00	\$0.00	\$0.00	\$0.00	\$0.00	\$0.00	\$0.00	\$0.00	\$0.00	\$0.00
7900	PROVISIONES PARA CONTINGENCIAS Y OTRAS ERO	\$463,322.00	-\$463,322.00	\$0.00	\$0.00	\$0.00	\$0.00	\$0.00	\$0.00	\$0.00	\$0.00	\$0.00
7990	Otras erogaciones especiales	\$463,322.00	-\$463,322.00	\$0.00	\$0.00	\$0.00	\$0.00	\$0.00	\$0.00	\$0.00	\$0.00	\$0.00
7991	Provisiones para erogaciones especiales	\$463,322.00	-\$463,322.00	\$0.00	\$0.00	\$0.00	\$0.00	\$0.00	\$0.00	\$0.00	\$0.00	\$0.00
<b>Captacion de Derechos 2025</b>		<b>\$3,575,201.00</b>	<b>\$0.00</b>	<b>\$3,575,201.00</b>	<b>\$654,872.15</b>	<b>\$2,920,328.85</b>	<b>\$654,872.15</b>	<b>\$0.00</b>	<b>\$2,920,328.85</b>	<b>\$654,872.15</b>	<b>\$591,001.46</b>	<b>\$63,870.69</b>

<b>Total Final</b>	<b>\$55,187,921.00</b>	<b>\$138,512.82</b>	<b>\$55,326,433.82</b>	<b>\$8,817,083.61</b>	<b>\$46,509,350.21</b>	<b>\$8,760,969.77</b>	<b>\$56,113.84</b>	<b>\$48,565,494.05</b>	<b>\$8,760,969.77</b>	<b>\$8,588,552.18</b>	<b>\$172,417.59</b>
--------------------	------------------------	---------------------	------------------------	-----------------------	------------------------	-----------------------	--------------------	------------------------	-----------------------	-----------------------	---------------------

  
CAROLINA RAMIREZ OLIVAREZ  
DIRECTORA GENERAL

  
NORA JAQUELINE GARCIA CARRILLO  
SUBDIRECTORA DE PLANEACION Y EVALUACION



GOBIERNO DEL ESTADO  
DE PUEBLA  
INSTITUTO TECNOLÓGICO  
SUPERIOR DE TEPEACA

  
GABRIELA CECILIA PORTÉS FLORES LARA  
DIRECTORA DE PLANEACIÓN, ADMINISTRACIÓN Y FINANZAS

  
SALOMÓN NERI SANCHEZ  
ENCARGADO DEPTO. RECURSOS FINANCIEROS Y CONTABILIDAD